

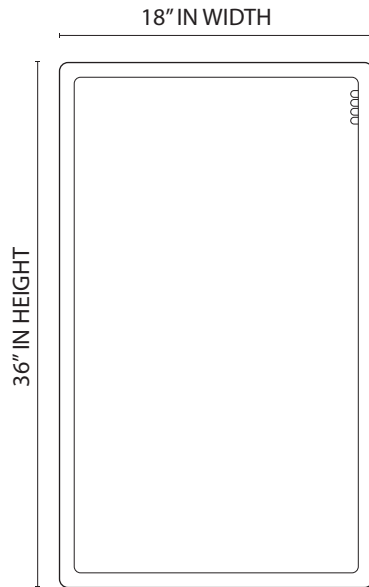


MODEL NO: MK-1836R

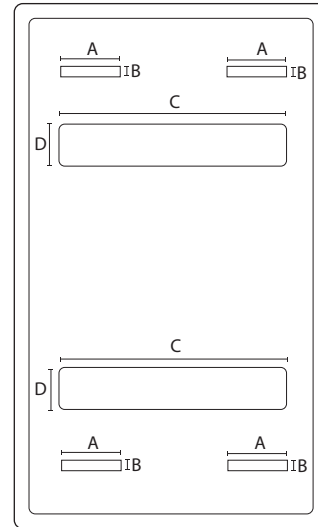
ISSUED: 03.04.2024

REVISED:

PEEL MIRROR SYSTEM™ - A Product of Property Protection International Inc.




PICTORIAL VIEW



BACKING VIEW

**MK-1836R - Included in the replacement kit box:**



Mirror System

LOCATION                      SIZE

LOCATION	SIZE
A	3.5"
B	1"
C	14"
D	3"

**SPECIFICATIONS**

PEEL Mirror System™ is constructed of black acrylic (1/4" thick) which provides shatter resistance, along with Mirror Shield® Multi-Layer, 4 layers pre-installed featuring a patented peel point system. Mirror Finished polyester film that mimics a mirror when installed with a durable acrylic abrasion resistant coating, acid resistant top coating, and a pressure sensitive adhesive over the other.

**INSTALLATION**

Install products with manufacturer's written instructions and recommendations, including the following:

- a. Remove current mirror system:
  1. Insert Key at the bottom of the mirror
  2. Press firmly forward and lift up
  3. Align replacement mirror to brackets, slowly lift until you hear a click sound
  4. Secure mirror by pushing down into the brackets
- b. Test for proper operation.



**ADA COMPLIANT**

- Consult local and national accessibility codes for proper installation guidelines.
- Conformity and compliance to local and national codes is the responsibility of the installer.

THIS MANUFACTURER RESERVES THE RIGHT TO MAKE CHANGES IN DESIGN OR DIMENSIONS WITHOUT FORMAL NOTICE